

# RESMED

**Nothing** is like an FX mask.



**Nothing feels like an FX.**

Nothing fits like an FX. No mask makes therapy acceptance easier for your patients. In ResMed's FX Family of masks, there's a perfect solution for everyone.



**Quattro™ FX**



**Swift™ FX**



**Mirage™ FX**

**FX Series**  
MASKS

Less mask. More you.

# FX Series masks. Smaller, smarter, simpler

## Sophisticated design meets simplicity

The FX Series masks were designed with the philosophy that masks should offer superior performance with the least degree of effort. Each FX mask offers lightweight, unobtrusive design and unsurpassed cushion technology with very few parts for easy wear and care.

## Fit for all

Recognizing that everyone's face is different, we've designed each of the FX family of masks to meet all your patients' unique needs.

### Quattro FX Quattro FX for Her



A full face mask doesn't have to block your view. The Quattro FX provides the coverage and stability of a traditional full face mask with a clear field of vision so your patients can focus on better things ... like sleeping comfortably through the night.

- Soft Spring Air™ cushion distributes pressure evenly and maintains seal as you move during sleep
- Unique headgear and frame design provides an unobstructed view
- Compact, lightweight and quiet

### Swift FX Swift FX for Her



With super-soft fit and a minimal appearance, the Swift FX makes it easy to forget about your mask and remember what it's like to get a great night's sleep.

- Minimal design reinforces sense of freedom
- Unprecedented softness, simplicity and stability
- Flexible, fluid form follows facial contours and user movements
- Intuitive, virtually instant fitting

### Mirage FX Mirage FX for Her




The perfect balance of lightweight comfort, premium performance and simplicity, the Mirage FX transforms the nasal mask experience. For patients who prefer a wider fit, the Mirage FX Wide is also available.

- Lightweight, unobtrusive design
- Only four parts make fitting and care easy
- New form-fitting SoftEdge™ headgear is kind to the face and springs to life, ready to fit and wear
- Flexible "butterfly wing" forehead support allows a dynamic range of fit and adjustment; the plastic does not contact the skin

## Quattro FX components

## Quattro™ FX FULL FACE MASK



### PRODUCT CODES

Quattro FX Full Face Mask

### Complete System

Size	Part Number
Quattro FX (S)	61700
Quattro FX (M)	61701
Quattro FX (L)	61702
Quattro FX For Her (S)	62501
Quattro FX for Her (M)	62502

*Medium headgear included with all mask sizes*

### Reimbursement Codes

HCPCS	Code Descriptor
A7030	Full face mask used with positive airway pressure device, 1 per 3 months
A7031	Replacement cushion for full face mask, 1 per month
A7035	Headgear used with positive airway pressure device, 1 per 6 months

#### Frame system For Her (no headgear)

62513 (S) pink  
62514 (M) pink

#### Frame system (no headgear)

61724 (S) navy  
61725 (M) navy  
61726 (L) navy

#### Cushion

61721 (S)  
61722 (M)  
61723 (L)

#### Headgear

61734 (S) navy  
61733 (M) navy  
61738 (L) navy

#### Headgear For Her

62506 (S) pink  
62507 (M) pink

For details, refer to the **Quattro FX or Quattro FX for Her Full Face Mask User Guide**.

## Fitting



- With both lower headgear clips released, position the cushion at an angle on the nasal bridge.



- Keeping the upper position of the mask in place, swing the lower half of the mask down against the face.



- Hold the mask firmly against the face and pull the headgear over the head.




- Bringing the lower straps below the ears, clip the headgear into the lower part of the spring frame.



- Unfasten the Velcro®, pull the upper headgear straps evenly until they are comfortable and firm, and reattach the Velcro.
- Repeat with lower straps.



- Connect one end of the air tubing to the swivel and the other end to the airflow device.
- Turn on the airflow device.



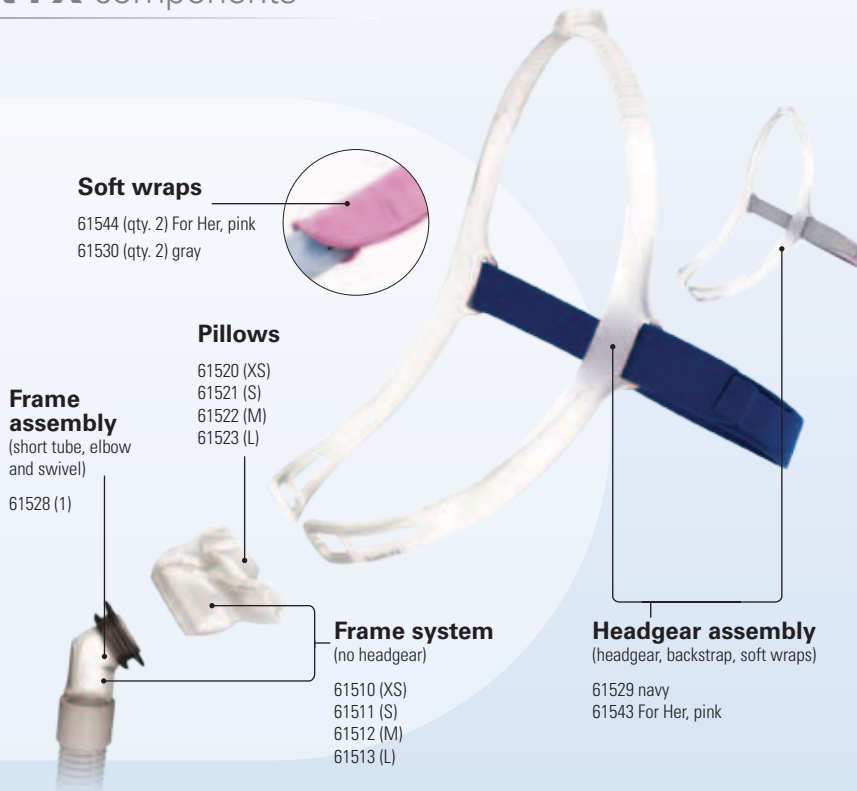
- Start expert fitting by using the available, custom-made Quattro FX sizing tool (61773).

Note: Prior to fitting your Quattro FX mask, remove the orange spring frame support from the headgear and discard.

## Swift FX components

# Swift™ FX

NASAL PILLOWS MASK



### PRODUCT CODES

Swift FX Nasal Pillows Mask

### Complete System

Size	Part Number
Swift FX	61500 <sup>1</sup>
Swift FX for Her	61540 <sup>2</sup>

### Reimbursement Codes

HCPCS	Code Descriptor
A7034	Mask interface – mask or cannula, 1 per 3 months
A7033	Pillow for use on nasal cannula type interface – replacement, 2 pairs per month
A7035	Headgear used with positive airway pressure device, 1 per 6 months

<sup>1</sup> Includes: Small (S), Medium (M) and Large (L) pillows and blue backstrap. Extra Small (XS) pillows are available separately.

<sup>2</sup> Includes Extra Small (XS), Small (S) and Medium (M) pillows, pink backstrap and pink soft wraps. Large (L) pillows are available separately.

⚠ For details, refer to the **Swift FX or Swift FX for Her Nasal Pillows Mask User Guide**.

## Fitting



- 1
- Holding the pillows at your nose, pull the headgear over your head.
  - Headgear should sit midway between the ears and eyes.



- 2
- Adjust the top strap first.
  - Pull the strap through the buckle one notch at a time.
  - Do not overtighten.



- 3
- Adjust the backstrap to fine-tune the fitting if necessary.
  - Do not overtighten.
  - The backstrap can be positioned over or under the hair.



- 4
- Swift FX pillows are designed to provide a natural fit.
  - Minor adjustment can help position the pillows at the most comfortable angle in the nose.
  - Connect air tubing.
  - Turn on the airflow device.



- Hint:
- With the device turned on, check that the nasal pillows are properly inflated. To do this, pull the nasal pillows away from the face and cheek, make sure they are inflated and reposition them in the nose.

## Mirage FX components

# Mirage™ FX NASAL MASK



### PRODUCT CODES

Mirage FX Nasal Mask

### Complete System

Size	Part Number
Mirage FX	62103
Mirage FX Wide	62118
Mirage FX for Her	62128
Mirage FX for Her (S)	62109

### Reimbursement Codes

HCPCS	Code Descriptor
A7034	Nasal mask used with positive airway pressure device, 1 per 3 months
A7032	Replacement cushion for nasal mask, 2 per month
A7035	Headgear used with positive airway pressure device, 1 per 6 months

 For details, refer to the **Mirage FX Nasal Mask User Guide**.

## Fitting



- Prior to fitting the mask, remove the elbow from the mask by pressing the squeeze-tabs.



- Connect the elbow to the device air tubing.



- With both lower headgear straps released, hold the mask against the face and pull the headgear over the head.



- Bringing the lower straps below the ears, loop the headgear into the lower hooks on the mask frame.



- Unfasten the straps, pull the upper headgear straps evenly until they are comfortable and firm, and reattach the straps.
- Repeat with lower straps.



- Attach the combined elbow assembly and air tubing to the mask by pressing the squeeze-tabs and pushing into the mask frame.
- Turn on the airflow device.

# RESMED



## ResMed's FX Family of masks is complete

The hallmark of the FX Series is lightweight, unobtrusive design and unsurpassed cushion technology for superior seal and fit.

Combined with ResMed's award-winning S9™ Series therapy devices, FX masks provide the perfect solution for a broad range of patient lifestyles.



## Read about other users who have tried and love their FX mask:

### Quattro FX

"This is the best mask I have ever had. I love how small, practical, comfortable and convenient it is." – *Patient*

"The QFX is appealing to the patients as there is less on their face since it has no forehead piece. I like it as it does not appear as overwhelming when I show it to patients." – *Clinician*

### Swift FX

"Love it! Don't want to give it up! No comparison to other pillow systems. The seal performance on Swift FX is exceptional." – *Patient*

"I finally took the challenge in replacing my beloved [mask] with your updated Swift FX. Wow! This is a great mask. I found it to be very streamlined. The care and maintenance for the mask is simple, and above all it works outstanding under increased pressures." – *Sleep technician*

### Mirage FX

"It does the job well without you even noticing it is on your head. No struggle to seal leaks during the night, so no waking up. Just plain comfort using it." – *Patient*

"I wore the Mirage FX for Her last night ...  
It was extremely comfortable and no leaks."

– *Lab director*

**FX Series**  
MASKS

Less mask. More you.

ResMed Corp San Diego, CA, USA +1 858 836 5000 or 1 800 424 0737 (toll free). ResMed Ltd Bella Vista, NSW, Australia +61 (2) 8884 1000 or 1 800 658 189 (toll free). See ResMed.com for other ResMed locations worldwide. SoftEdge and Spring Air are trademarks of ResMed Ltd. Mirage, Quattro, S9 and Swift are trademarks of ResMed Ltd and are registered in the U.S. Patent and Trademark Office. ©2012 ResMed. Specifications may change without notice. 1014910/3 2012-01